


MY WORKSHEETS



UNIT - 3

THE FAT CAT

Name of the Student:.....

Name of the School :

Date :/...../.....



DIET KOTTAYAM
ONNAM THARAM ONNANTHARAM

English

Standard 1

Unit -3 The Fat Cat

INTRODUCTION

The fat cat is a story of a girl and her pets. Love towards pets and peaceful co-existence are the central themes of this unit. Emy, fat cat, white rat, bat and the hat are the characters. Story portraits the importance of giving love and care to fellow beings and pets. Worksheets are focused on the learning outcomes.

LEARNING OUTCOMES:-

- ✓ Comprehends and enjoys the story on love towards pets.
- ✓ Follows instructions and acts accordingly.
- ✓ Listens to the song 'Kitty cat', 'Kitty cat'.
- ✓ Describes pictures orally
- ✓ Gets familiarised how words are pronounced differently when a single consonant is changed.
- ✓ Uses adjectives like fat, thin, white, black etc. while talking about or describing animals, birds, persons etc.
- ✓ Uses prepositions ('in' or 'on')

Date :/...../.....

English

Standard 1

Unit -3 The Fat Cat

Name of the Student:Worksheet - 1


Circle and colour the animals and birds which are at your home.




Crow



Cat




Tiger




Elephant



Parrot



Hen



Rabbit






Monkey



Rat

Name of the Student:Worksheet -2

Colour the **FAT** one



English


Standard 1

Unit -3 The Fat Cat

Name of the Student:Worksheet - 3

Match the pictures with the sentences given in the box.

Emy goes to the market.



The rat sits on the mat.



The cat lies in the vat.



Date :/...../.....



**DIET KOTTAYAM
ONNAM THARAM ONNANTHARAM**

English

Standard 1

Unit -3 The Fat Cat

Name of the Student:Worksheet - 4

Who is the speaker?

Choose the **correct dialogues** and write.

Go away Catty.

It is my mat.


So what?

Get off.

No, I won't.

.....
.....
.....

.....
.....
.....



Date :/...../.....


English

Standard 1

Unit -3 The Fat Cat

Name of the Student:Worksheet - 5

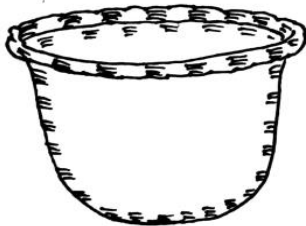
Fill in the blanks by drawing or writing. Colour it.



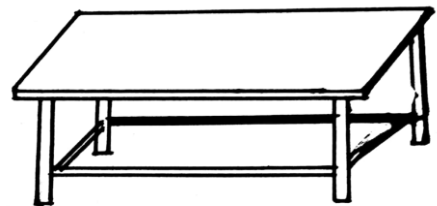
The pen is on the book.



A cup is _____ the chair.



A ball is in the basket.




A mango is on the table.



Flowers are

Look at the picture. Do as per the instructions given below:-

- Colour the big tree.
- Draw small green mangoes in it.
- Give orange colour to the small fish.
- Colour the crow.
- Colour the clouds.
- Give red colour to the flowers.
- Give yellow colour to the big fish.





**DIET KOTTAYAM
ONNAM THARAM ONNANTHARAM**

English

Standard 1

Unit -3 The Fat Cat

Name of the Student:Worksheet – 6

1. There are _____ mangoes in the tree (green, yellow)
2. The mangoes are in the _____ tree (big, small)
3. Black _____ are in the sky. (clouds, crows)
4. The flowers are _____ (red, pink)
5. Small fish is _____ in colour (orange, yellow)

Date :/...../.....



DIET KOTTAYAM
ONNAM THARAM ONNANTHARAM

English

Standard 1

Unit -3 The Fat Cat

Name of the Student:Worksheet - 7

Some events from the story are given below.

Number the boxes in the order in which the events happened?

1. The cat eats the fat fish.

2. The fat cat jumps onto the mat.

3. Emy goes to the market.

4. The white rat gets his mat back.

5. The rat sits on the mat.

6. Emy pats the fat cat.

Date :/...../.....