



DIET KOTTAYAM ONNAM THARAM ONNANTHARAM

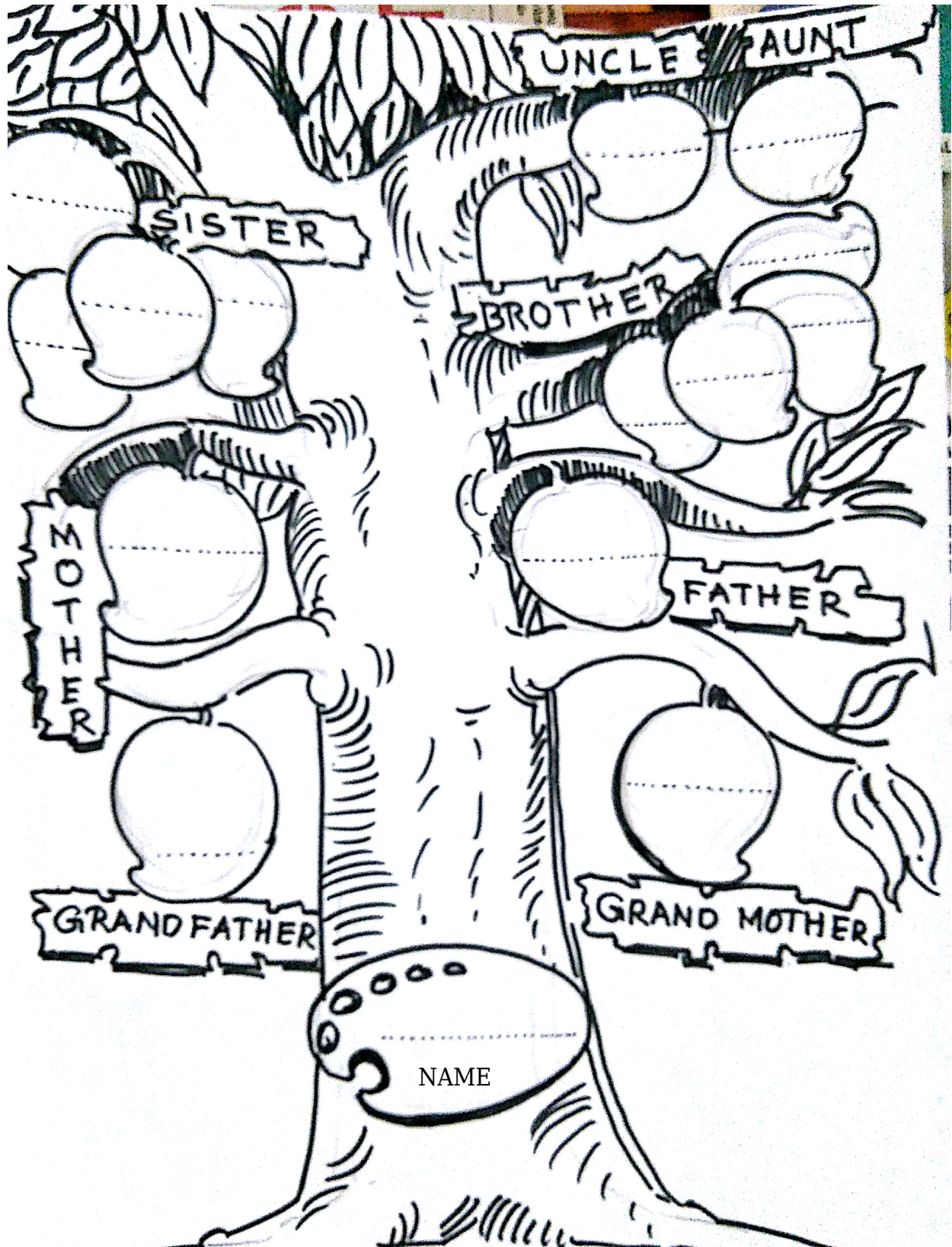
My English Worksheets

Name :

School :

Worksheet - 1

Complete the family tree.



My family tree

Worksheet - 2

Identify and write the name:




.....



.....

Worksheet - 3

Add more parts. Then, colour the Bicycle and label the parts



Describe the bicycle:

.....

.....

.....

.....

.....

.....

.....

Worksheet - 4

Match the words with smileys



sad





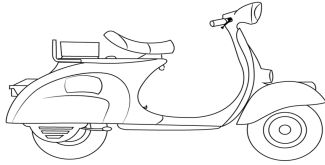

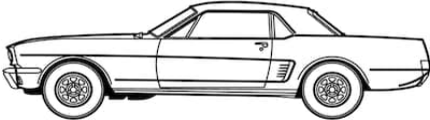
happy



smile


Worksheet - 5

Write the names of vehicles

VEHICLES	NAMES


 <small>For more step by step drawing tutorials visit us at www.drawingtutorials101.com</small>
 <small>For more step by step drawing tutorials visit us at www.drawingtutorials101.com</small>
 <small>shutterstock.com • 312843551</small>

Worksheet - 6

Label the parts of the car



wheel, body, door, seat, headlight, steering, tyre

1

2

3

4

5

6

7